BRCL3120CZV

Rev.A Feb.-2026

Ω/Parameter /Symbol

/ Electrical Characteristics(Ta=25)

Ώ̣ Parameter	ᛘ ᛚ Symbol	ᛚ ؛ ᛚ Test Condition	ω̣ ṇ Min	ε Typ	ω̣ Max	ᚺ Unit
Over temperature protection						
Over-temperature protection	OTP			145		
Over-temperature protection release temperature	OTPR			120		
Detection delay						
Overcharge Voltage Detection Delay Time	T_{OCV}			100		ms
Overdischarge Voltage Detection Delay Time	T_{ODV}			100		ms
Overdischarge Current1 Detection Delay Time	T_{IOV1}			8		ms
Overdischarge Current2 Detection Delay Time	T_{IOV2}			2		ms
Load Short-Circuiting Detection Delay Time	T_{SHORT}			150		s

*ص□ ï (OTP) χ ᴛ ⁵ Õ ⁼ ó ᒐ ᵃ ñ □ ỷ ᴗ⁶ OTPR ï ᵇ ᑕ ⁵ Õ ᵓ ṇ̀ ᴧ ᴗ̀ᵖ ☼ ╗

* ï ï ᛚ ؛ χ ص ᛚ ᴊ˜ ᵗ ï ï ᛚ ؛ ã ɲ Ẃ□ᵗ ï ڤ Φ گ ᵽ ᛚ ؛ ص ᛘ ᵇ ᑕ ᒧ □ ᴧ ص ᴛ ǁ ᴗ .

/ Functionl Block Diagram

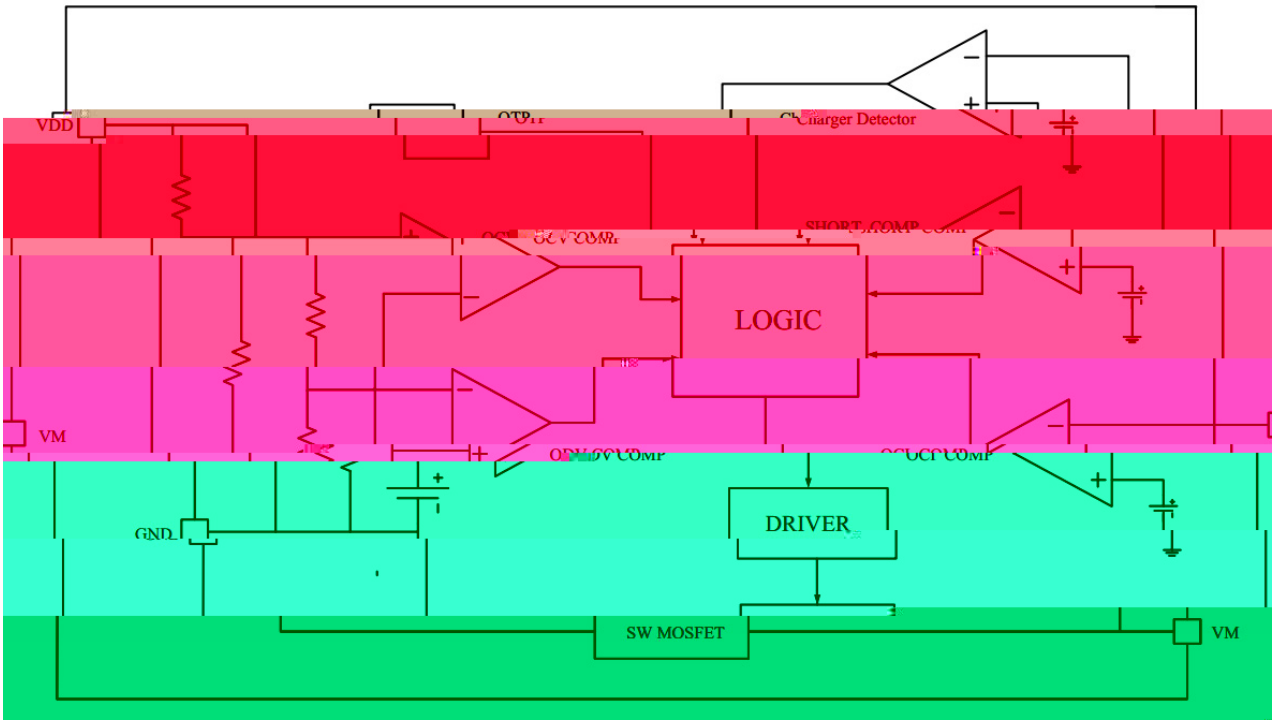

/ Charger Detection

Ẹ ﷺ ɔ ↑ ỗ ï ⌧ ɔ – ɔ ˀ ف ⅄ V P ˥ ǘ ɔ ṇ ˥ ɔ 5 ╨ ɔ +V_{FKD}, Ẹ ɔ – ɔ ˥ ﷺ 5 ╨ ɔ +V_{RGV}, EUF06453FZV ﷺ ﷺ ɔ ↑ ỗ

0V / 0V Battery Charging Function

3V ɔ ɔ – ɔ Ḥ 516V ɔ ɔ ɑ ڤ ˆ ↑ ỗ %`H P RV Ă Ầ ɔ ɑ ﷺ ‖ ˥ ɔ ɔ – ɔ Ḥ 516V ɔ ɔ ╚ j ǐ 533 p D ɔ – ɔ ɑ ̈Ω

/ Timing Chart

→ → **/ Overcharge → Discharge → Normal Operation.**

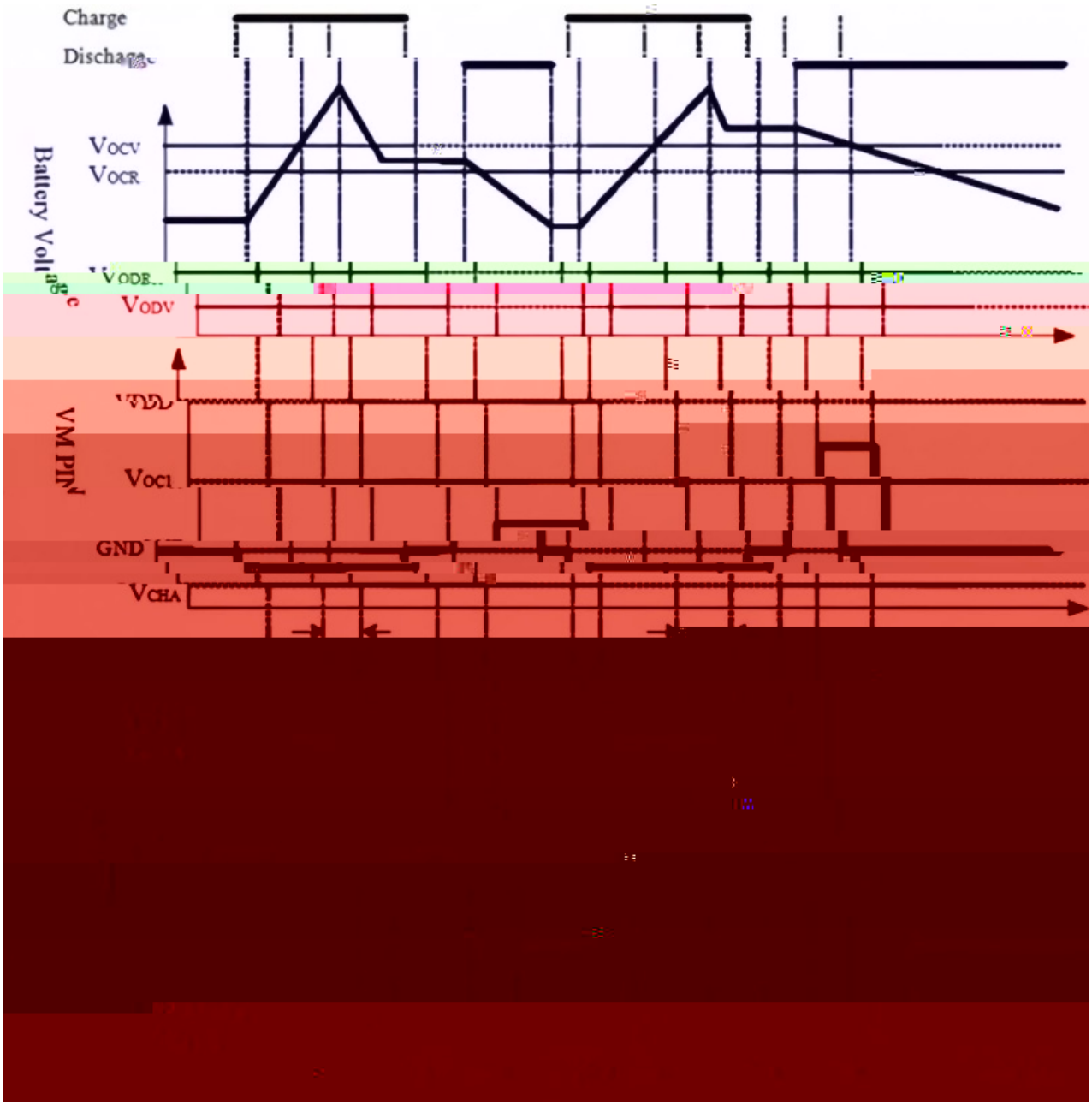

/ Timing Chart

→ → **/ Overdischarge → Charging → Normal Operation.**

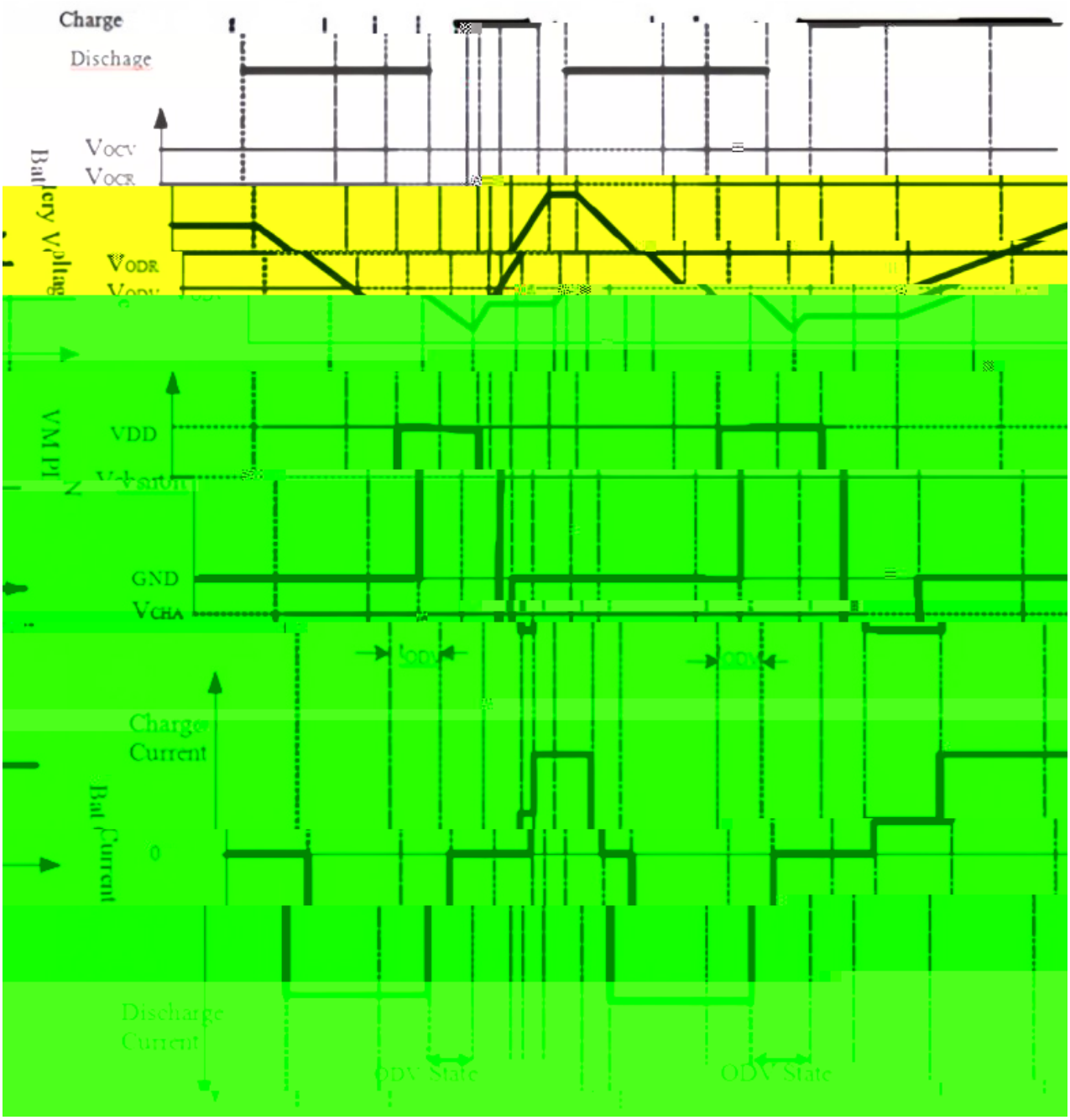

/ Timing Chart
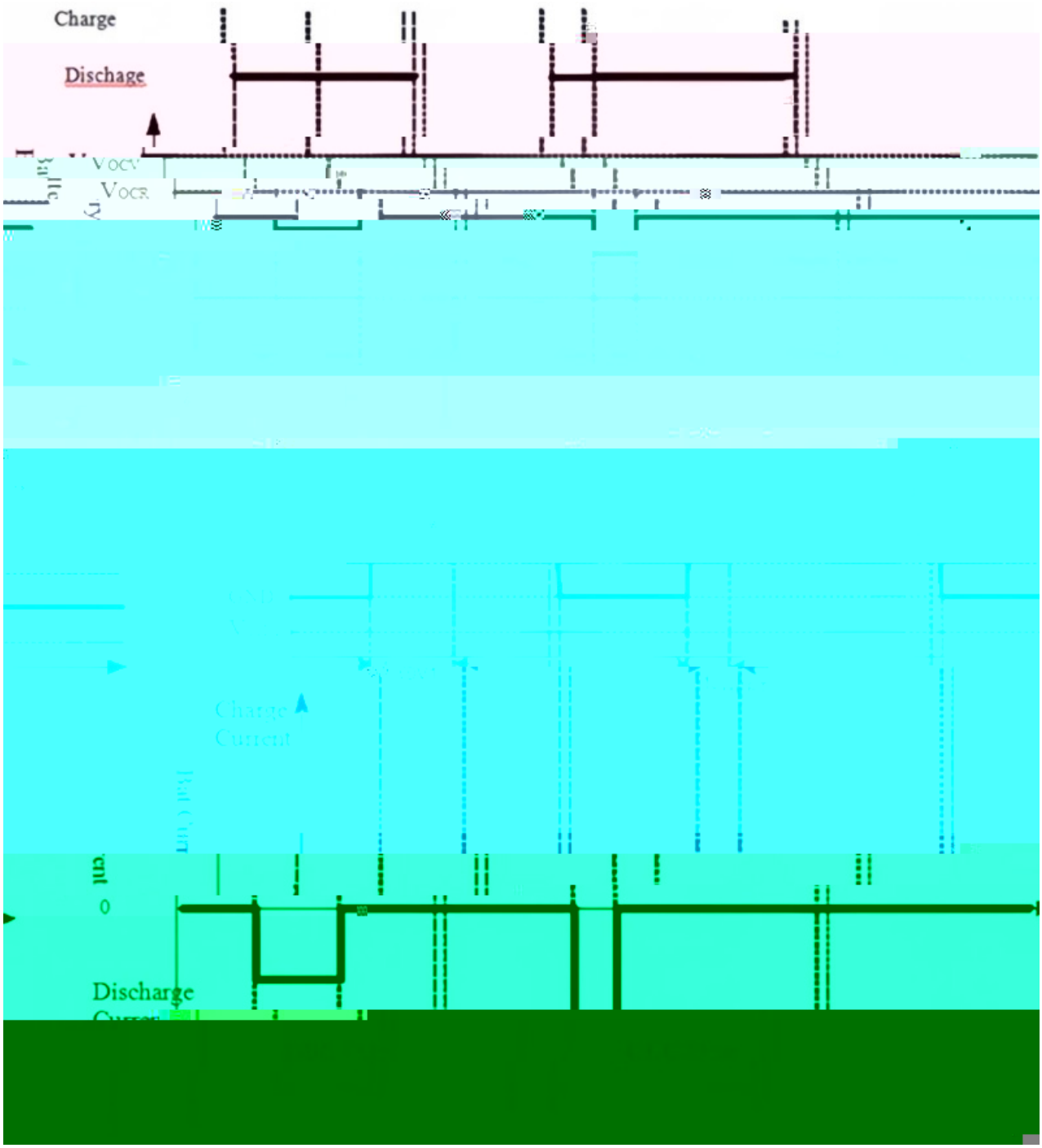
→ **/ Discharge Overcurrent → Normal Operation.**